

---

# BPC500HW



## Technical Specifications

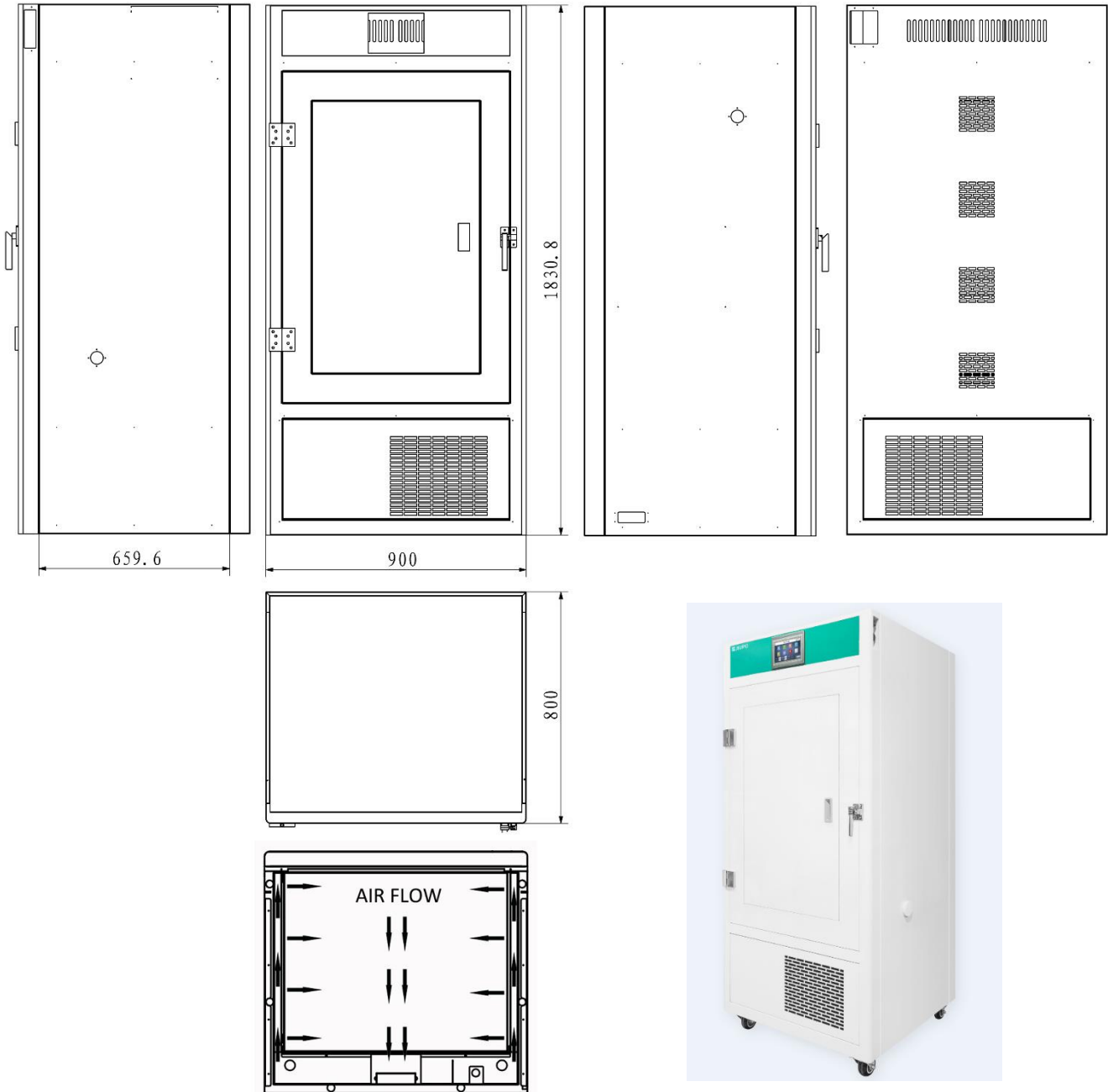
<i>Technical Specs BPC500HW</i>		
	<b>Standard</b>	<b>Option</b>
Temp. Range		
Lights ON	+3°C to +45°C	-
Lights OFF	+3°C to +45°C	-10°C to +45°C
Temp. Display Precision	0.1°C	
Temp. Fluctuation	±0.5°C	
Temp. Uniformity	±0.5°C	
Humidity Range		
Lights ON	50% RH to 90% RH	30% RH to 99% RH
Lights OFF	50% RH to 90% RH	30% RH to 99% RH
Humidity Display Precision	0.1%RH	
Humidity Fluctuation	± 2.0%RH	
Humidity Uniformity	± 3.0%RH	
Temp. & Hum. Sensor	Equipped with VAISALA HMP60	
Control System	Programable Man-Machine Interactive Control system with 7" Touch Screen	
Smart Phone APP Remote Control System	Equipped with smart phone APP remote control system	
Fresh Air System	Equipped with fresh air system	
Growing Space	501L	
Shelves	Equipped with 4 modular shelves	
Max. Growing Height	100 cm	
Lights & Intensity	LED lighting panels & 300µmol/m <sup>2</sup> /s (@10cm from the lights)	
Viewing Window	Equipped with Plexi-Glass Viewing Window	
Lights Color	Cool white	One/three/four/eighteen color(s)
CO <sub>2</sub>	-	Ambient to 2000/5000 PPM
Electrical Supply	AC 110-277V ±5%, 50/60Hz, 12Amp	
Peak Power Consumption	2.5KW	
Warranty	12 months	

**Note:** Lights with a different spectrum are available on request

## Dimensions and Technical Drawings










### *Dimensions BPC500HW*

	Width	Depth	Height
Interior	735 mm	577 mm	1182 mm
Exterior	900 mm	800 mm	1940 mm
Packing	1020 mm	900 mm	2140 mm





**Accessories (LED Lights Panel) for Reach-In Plant Growth Chamber**

Item No.	Item Name	Picture	Specifications
WH370	White Color LED Lights Panel with Full-Spectrum		Spectrum: 400nm to 700nm Color Emitting: White Colors Rate: R:G:B=6:2:2 Intensity: 1600µmol/m <sup>2</sup> /s Size(L×W×H): 590×510×55mm
WG150	White Color LED Lights Panel with Full-Spectrum		Spectrum: 400nm to 700nm Color Emitting: White Colors Rate: R:G:B=6:2:2 Intensity: 1000µmol/m <sup>2</sup> /s Size(L×W×H): 530×350×8mm
WL50	White Color LED Lights Panel with Full-Spectrum		 Spectrum: 400nm to 700nm Color Emitting: White Colors Rate: R:G:B=6:2:2 Intensity: 300/500µmol/m <sup>2</sup> /s Size(L×W×H): 530×350×8mm
BL70	Blue Color LED Lights Panel		Spectrum: 450nm ± 5nm Color Emitting: Blue Intensity: 400µmol/m <sup>2</sup> /s Size(L×W×H): 530×350×8mm
RL60	Red Color LED Lights Panel		Spectrum: 660nm ± 5nm Color Emitting: Red Intensity: 300µmol/m <sup>2</sup> /s Size(L×W×H): 530×350×8mm
IRL40	Far Red Color LED Lights Panel		Spectrum: 735nm ± 5nm Color Emitting: Far Red Intensity: 110PPFD Size(L×W×H): 530×350×8mm
RBIRG110	Three Colors (Red/Blue/Far Red) LED Lights Panel		Spectrum: 660nm, 450nm, 735nm (± 5nm) Color Emitting: Red, Blue, Far Red Intensity: 350µmol/m <sup>2</sup> /s Size(L×W×H): 530×350×8mm
RGBG110	Three Colors (Red/Green/Blue) LED Lights Panel		Spectrum: 660nm, 525nm, 450nm (± 5nm) Color Emitting: Red, Green, Blue Intensity: 600µmol/m <sup>2</sup> /s Size(L×W×H): 530×350×8mm
RBIRWG110	Four Colors (Red/Blue/Far Red/White) LED Lights Panel		Spectrum: 660nm, 450nm, 735nm (± 5nm), 400nm to 700nm Color Emitting: Red, Blue, Far Red, White Intensity: 750/1600µmol/m <sup>2</sup> /s Size(L×W×H): 530×350×8mm
PGLP18	Eighteen Colors LED Lights Panel		Spectrum: (365-375)nm, (385-395)nm, (395-405)nm, (410-420)nm, (435-445)nm, (450-455)nm, (460-465)nm, (500-510)nm, (520-530)nm, (550-560)nm, (585-595)nm, (600-610)nm, (620-630)nm, (660-665)nm, (735-745)nm, (810-820)nm, (840-850)nm, (940-950)nm Total Intensity: 2000µmol/m <sup>2</sup> /s Size(L×W×H): 530×350×55mm